

Features

- T-13/4 PACKAGE.
- WITH BUILT-IN BLINKING IC.
- OPERATION VOLTAGE FROM 3.5V TO 13V.
- BLINKING FREQUENCY FROM 2.5Hz TO 1.5Hz.

- L56BHD BRIGHT RED
- L56BGD GREEN
- L56BID HIGH EFFICIENCY RED
- L56BYD YELLOW
- L56BSRD/B SUPER BRIGHT RED

Description

The Bright Red source color devices are made with Gallium Phosphide Red Light Emitting Diode.

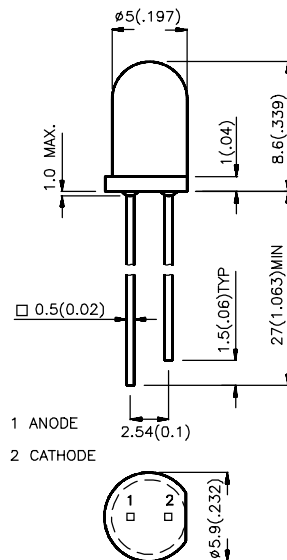
The Green source color devices are made with Gallium Phosphide Green Light Emitting Diode.

The High Efficiency Red source color devices are made with Gallium Arsenide Phosphide on Gallium Phosphide Orange Light Emitting Diode.

The Yellow source color devices are made with Gallium Arsenide Phosphide on Gallium Phosphide Yellow Light Emitting Diode.

The Super Bright Red source color devices are made with Gallium Aluminum Arsenide Red Light Emitting Diode.

Package Dimensions



Notes:

1. All dimensions are in millimeters (inches).
2. Tolerance is $\pm 0.25(0.01)$ " unless otherwise noted.
3. Lead spacing is measured where the lead emerge package.
4. Specifications are subjected to change without notice.

Selection Guide

Part No.	Dice	Lens Type	Iv (mcd) @ VF=9V		Viewing Angle
			Min.	Typ.	2 θ 1/2
L56BHD	BRIHT RED (GaP)	RED DIFFUSED	2	5	60°
L56BID	HIGH EFFICIENCY RED (GaAsP/GaP)	RED DIFFUSED	20	40	60°
L56BGD	GREEN (GaP)	GREEN DIFFUSED	5	20	60°
L56BYD	YELLOW (GaAsP/GaP)	YELLOW DIFFUSED	5	20	60°
L56BSRD/B	SUPER BRIGHT RED (GaAlAs)	RED DIFFUSED	100	200	60°

Notes:

1. $\theta 1/2$ is the angle from optical centerline where the luminous intensity is 1/2 the optical centerline value.
2. * Luminous intensity with asterisk is measured at 20mA.

Electrical / Optical Characteristics at T_A=25°C

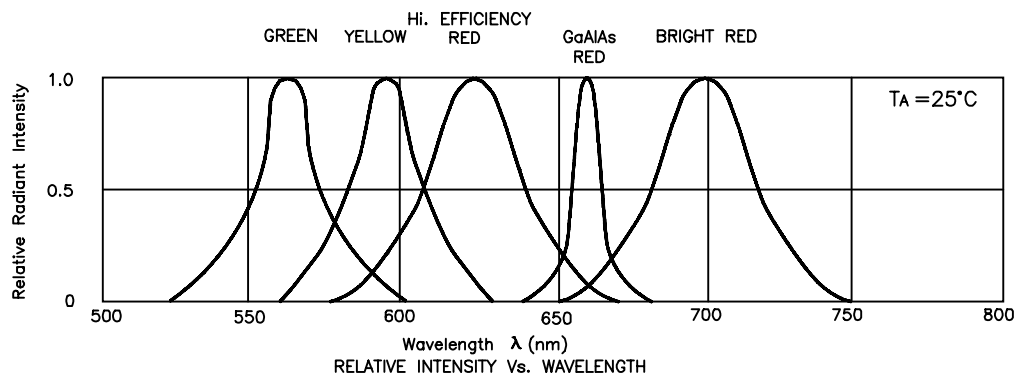
Symbol	Parameter	Device	Min.	Typ.	Units	Test Conditions
λ_{peak}	Peak Wavelength	Bright Red High Efficiency Red Green Yellow Super Bright Red		700 625 565 590 660	nm	IF=20mA
$\Delta\lambda_{1/2}$	Spectral Line Halfwidth	Bright Red High Efficiency Red Green Yellow Super Bright Red		45 45 30 35 20	nm	IF=20mA
V _F	Forward Voltage	All	3.5	9-12	V	Min. IF=6mA Typ. IF=38-56mA
I _{SON}	Supply Current	All		6 -70	mA	
f	Blink Frequency	All		2.5-1.5	Hz	

Absolute Maximum Ratings at T_A=25°C

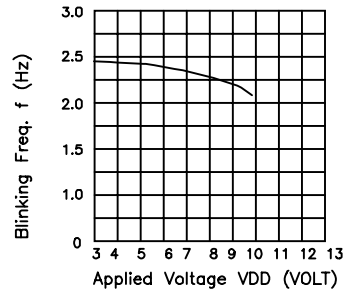
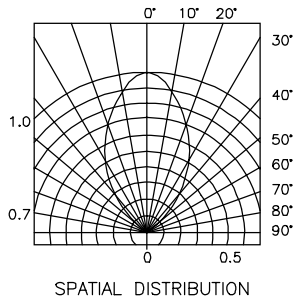
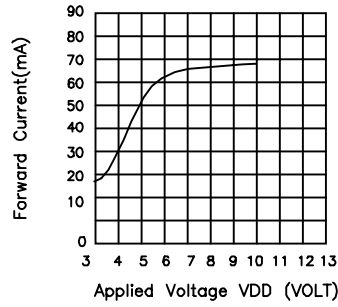
Parameter	Bright Red	High Efficiency Red	Green	Yellow	Super Bright Red	Units
Power dissipation	200	200	200	200	200	mW
DC Forward Current	38-56	38-56	38-56	38-56	38-56	mA
Reverse Voltage	0.5	0.5	0.5	0.5	0.5	V
Operating Temperature	-40°C To +70°C					
Storage Temperature	-50°C To +100°C					
Lead Soldering Temperature [1]	260°C For 5 Seconds					

Notes:

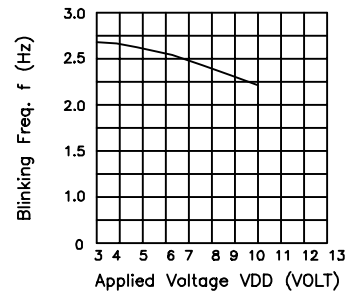
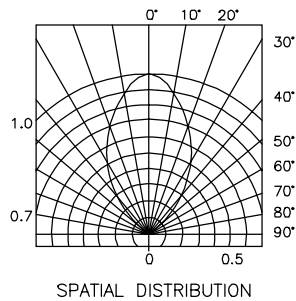
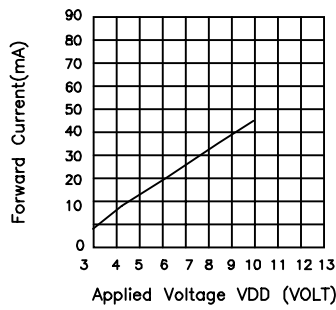
1. 1/10 Duty Cycle, 0.1ms Pulse Width.
2. 4mm below package base.



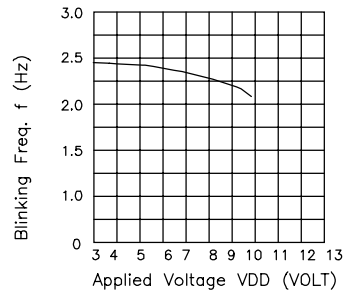
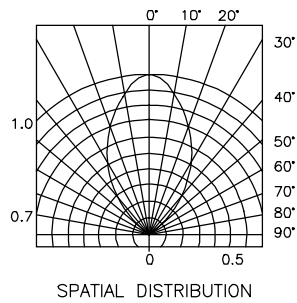
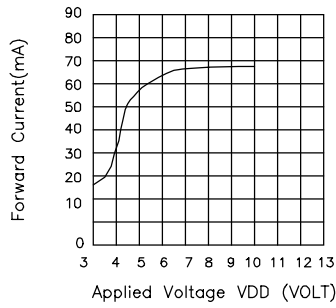
Bright Red L56BHD



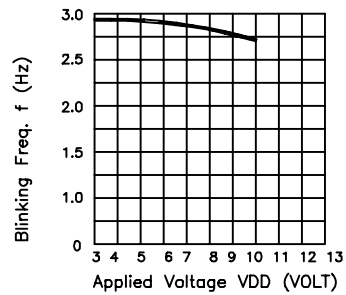
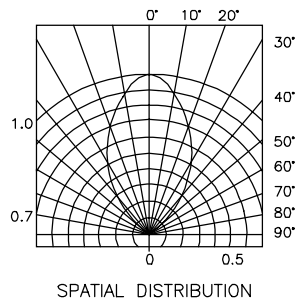
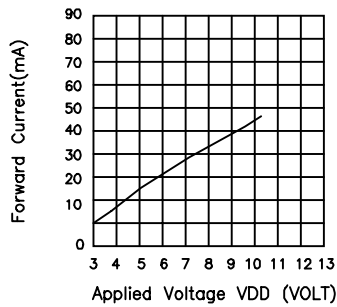
High Efficiency Red L56BID



Green L56BGD



Yellow L56BYD



Super Bright Red L56SRD/B

