

Shock-Safe Fuseholder, 5 x 20 mm, Slot/Fingergrip, IP 40 / IP 54



Fingergrip



Variant 2



250 VAC · 4 W/10 A (VDE)10 A (UL/CSA)



Standards

- IEC 60127-6
- UL 4248-1 / UL 512
- CSA 4248-1 / no. 39

Approvals

- VDE Certificate Number: 131952
- UL File Number: E39328
- CSA File Number: E39328

Weblinks

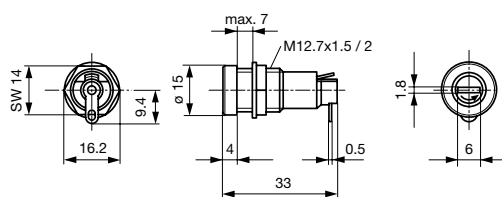
[pdf-datasheet](#), [html-datasheet](#), [General Product Information](#), [Approvals](#), [CE declaration of conformity](#), [RoHS](#), [CHINA-RoHS](#), [e-Shop](#), [SCHURTER-Stock-Check](#), [Distributor-Stock-Check](#), [Detailed request for product](#)

Technical Data

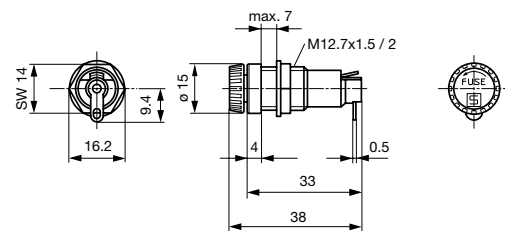
Shock-Safe Category	PC2
Fuse-Link	5 x 20mm
Mounting	Panel Mount, Front Side
Mounting	Fixing Nut
Terminal	Solder
Rated Voltage	250 VAC
Rated current	10 A (VDE), 10 A (UL/CSA)
Rated Power Acceptance IEC	4 W / 10 A @ Ta 23 °C Admissible power acceptance at higher ambient temperature see derating curves
Degree of Protection	IP 40 / IP 54
Protection Class	Suitable for appliances with protection class I or II acc. to IEC 61140
Admissible Ambient Air Temp.	-40 °C to 85 °C
Climatic Category	40/085/21 acc. to IEC 60068-1
Material: Socket	Thermoset, black, UL 94V-0
Material: Cap	Thermoplastic, black, UL 94V-0
Material: Terminals	Tin-Plated Copper Alloy
Unit Weight (Socket/Cap)	5.95 g
Storage Conditions	0 °C to 60 °C, max. 70% r.h.
Product Marking	Type, Dielectric strength, Approvals

Soldering Methods	Iron
Solderability	350 °C / 2 sec acc. to IEC 60068-2-20, Test Ta, method 2
Resistance to Soldering Heat	350 °C / 10 sec acc. to IEC 60068-2-20, Test Tb, method 2
Contact Resistance	< 5 mΩ at 20 mV
Dielectric Strength	> 3kV > 4kV between L/N-PE (50Hz; 1 min)
Impulse Withstand Voltage	> 4kV between L-N > 6kV between L/N-PE
Insulation Resistance	> 10 MΩ between L-N > 100 MΩ between L/N-PE (500 VDC; 1 min)
Overvoltage Category	I - III acc. to IEC 60664-1
Pollution Degree	1 - 3 acc. to IEC 60664-1
Admissible Torque on Fixing Nut	max 1.2 Nm
Panel Thickness s	max 7 mm

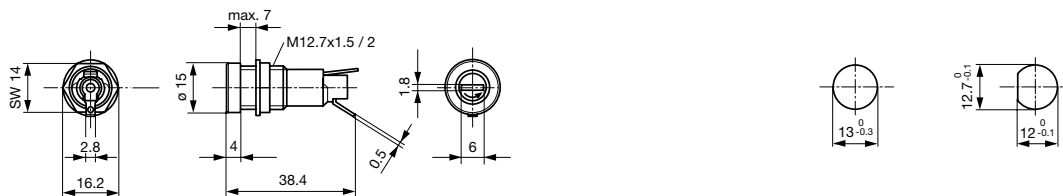
Dimension



Variant 0031.1081



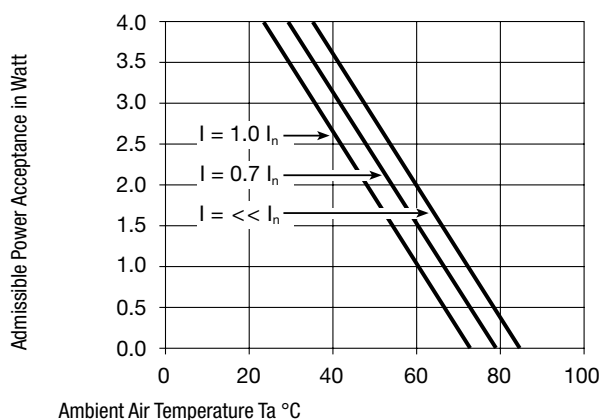
Variant Fingergrip 0031.1907



Variant 2 0031.1185

Mounting Holes 0031.1161, 0031.1165, 0031.1913 and 0031.1914

Derating Curves



Variants

Holder	Cap	Terminal	Degree of Protection	Order Number
●	Slot Knob	Solder	IP 40	0031.1081
●	Fingerrip	Solder	IP 40	0031.1907
●	Slot Knob	Solder	IP 54	0031.1185

Most Popular.

Availability for all products can be searched real-time: <http://www.schurter.com/en/Stock-Check/Stock-Check-SCHURTER>

Quick-Connect Terminals on Request

Packaging Unit Bulk (100 pcs.)