

Fuseholder Open Design, 5 x 20 mm, Solder, Cover



600 VAC/DC · 10 A (UL/CSA)



**Description**

- Optional covers, see accessories
- 10 piece strip manually separable

**Standards**

- UL 4248-1
- CSA 22.2 no. 4248.1

**Approvals**

- UL File Number: E39328

**Weblinks**

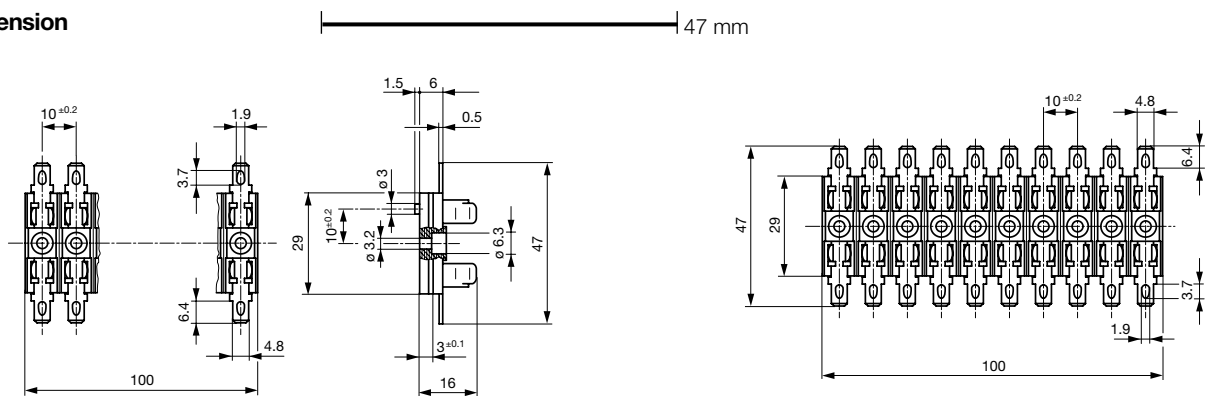
[pdf-datasheet](#), [html-datasheet](#), [General Product Information](#), [Approvals](#), [CE declaration of conformity](#), [RoHS](#), [CHINA-RoHS](#), [REACH](#), [SCHURTER-Stock-Check](#), [Distributor-Stock-Check](#), [Accessories](#), [Detailed request for product](#)

**Technical Data**

Fuse-Link	5 x 20 mm
Attachment	Screw or Rivet
Terminal	Solder
Rated Voltage	600VAC/DC
Rated current	10A (UL/CSA)
Admissible Ambient Air Temp.	-40°C to 85°C
Climatic Category	40/085/21 acc. to IEC 60068-1
Material: Socket	Thermoset, black, UL 94V-0
Material: Cover	Thermoplastic Transparent UL 94V-0
Material: Terminals	Nickel-Silver
Unit Weight	3.62 g
Storage Conditions	0°C to 60°C, max. 70% r.h.
Product Marking	, Rated Voltage, Rated current, Approvals

Soldering Methods	Iron <a href="#">Soldering Profile</a>
Solderability	350 °C / 2 sec acc. to IEC 60068-2-20, Test Ta, method 2
Resistance to Soldering Heat	350 °C / 10 sec acc. to IEC 60068-2-20, Test Tb, method 2
Contact Resistance	< 5 mΩ at 20 mV
Dielectric Strength	> 3kV (50Hz; 1 min)
Impulse Withstand Voltage	> 4kV between L-N
Insulation Resistance	> 10 MΩ between L-N (500VDC; 1 min)

**Dimension**

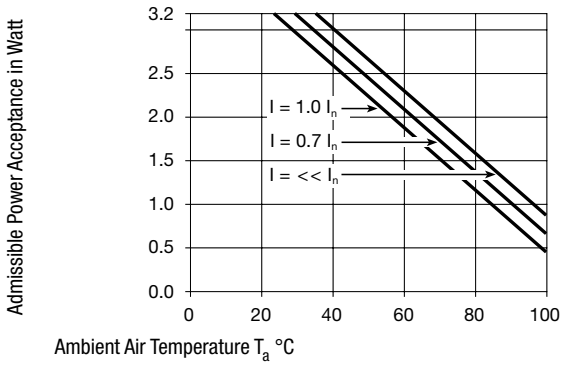


Variant 0031.5001

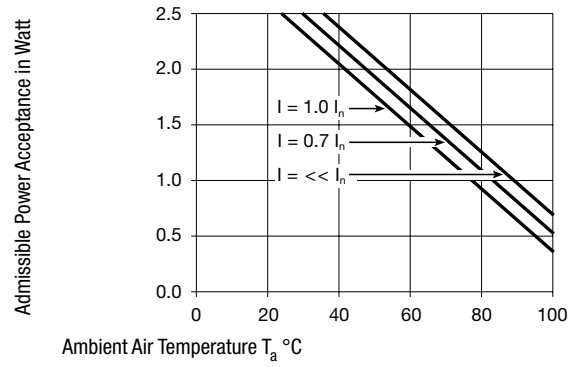
Variant 0031.5010

Derating Curves

without Cover



with cover



All Variants

Holder	Strip	Order Number
●		0031.5001
	●	0031.5010

Most Popular.

Availability for all products can be searched real-time: <http://www.schurter.com/Stock-Check/Stock-Check-SCHURTER>

Packaging Unit

Bulk (100 pcs.)

Accessories

Description



Cover OG, UHB, UH  
Cover for Holder OG (Clip) 5x20, OG (Halter) 5x20, UH, UHB

Transparent Cover 1.6 W, Transparent	0853.9561
Transparent Cover 2.5 W, Transparent	0853.9562