

10 – TURNS - POTENTIOMETER

Model POD 1850

Ø 22 mm

1 000 000 Turns

Wirewound

Options	
Shaft length	5mm – 11mm
Thread	3/8"



Electrical Characteristics		Mechanical Characteristics	
Resistance range	100 - 20 kΩ	Rotational life	1'000'000 Turns
Resistance tolerance	+/- 5%	mech. Angle	3600°
el. Angle	3600°	Protection rating	IP 65 / 1850 H IP 67
Inp. Linearity	+/- 0.25 %	Torque	typ. 0.7 cNm
Power rating	2 W / T _A 70°C		
max. Wiper current	50 mA		
max. Wiper resistance.	100 ohm		
Insulation resistance	10 GΩ / 500 VDC		
Dielectric strength	1000 VAC / 1 min.		
Temperature coefficient	40ppm / °C		
Reprod.	max. 1 % von Rnom.		

Environmental Conditions		Material	
Storage temperature	-25°C +105°C	Housing	Thermoplast
Operating temperature	-25°C +85°C	Shaft	Brass nickel plated
Climatic rating	25/085/56	Connections	Brass gold plated
Shock	50G		
Vibration	10G		

10 – TURNS - POTENTIOMETER

Model POD 1850

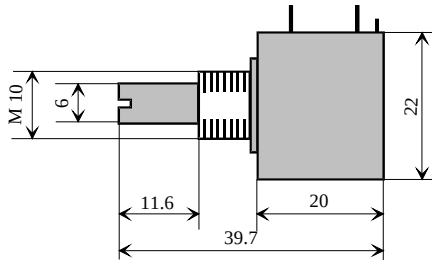
Ø 22 mm

1 000 000 Turns

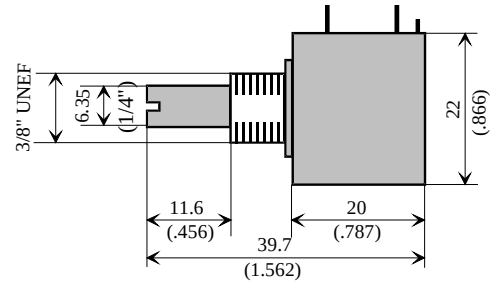
Wirewound

Standard model:

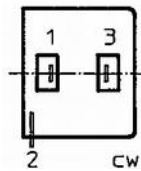
POD 1850 M



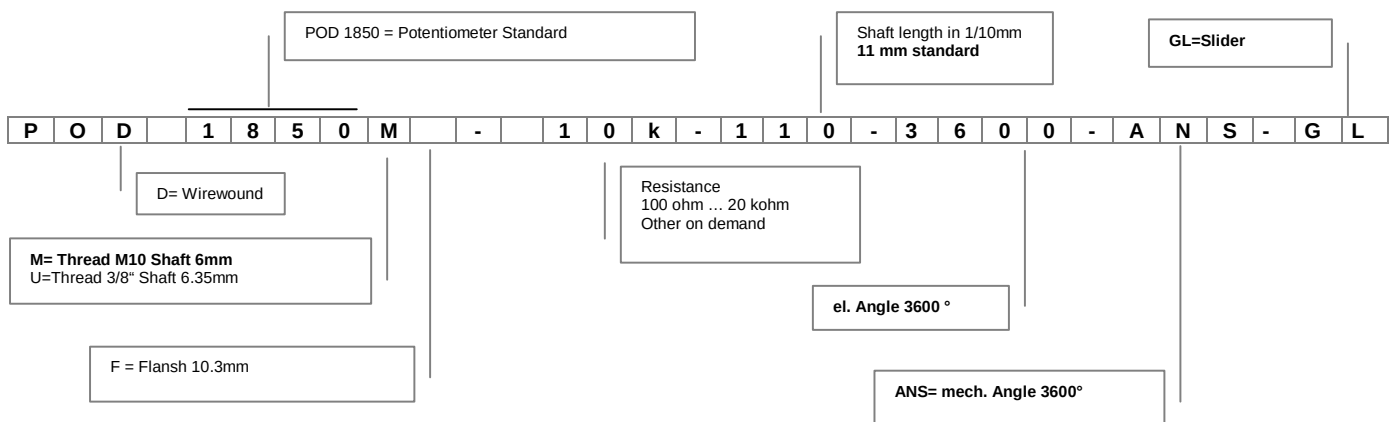
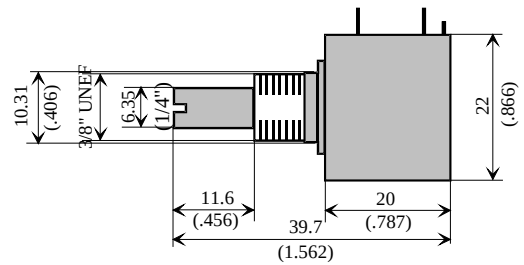
POD 1850 U



Connecting diagram



POD 1850 UF



Specifications are subject to change without notice