

# ECG<sup>®</sup>

## Semiconductors

## ECG1262

Voltage Controlled Oscillator

ECG1262 is an integrated circuit designed for use as a voltage controlled oscillator, mainly in CB transceivers.

**Maximum Ratings**

Supply Voltage ..... 8V  
 Operating Temperature .... -30 to +70°C  
 Storage Temperature ..... -30 to +80°C

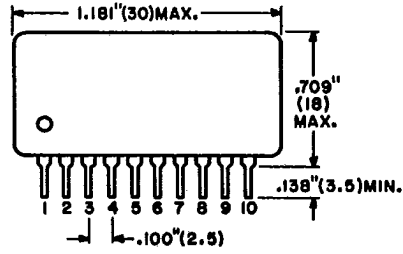
**Electrical Characteristics**

Control Voltage at Channel 40  
 (Locked Condition) ..... 4.9 to 5.5 Vdc

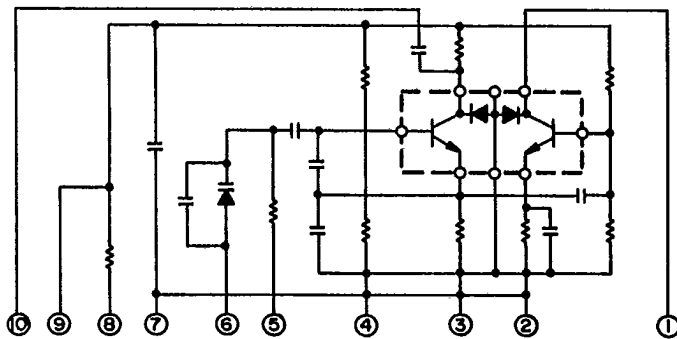
Output Voltage Level:  
 At Room Temperature (+25°C ± 5°C) ..... More than 0.9 Vp-p  
 At High Temperature (+70°C) ..... More than 0.8 Vp-p

Operating Frequency Range ..... 34.7625 to 35.2075 MHz

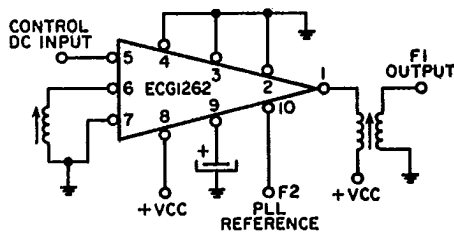
Oscillation Frequencies:  
 Channel 1 ..... 34.765 MHz  
 Channel 40 ..... 35.205 MHz



**Circuit Schematic**



**Typical ECG1262 Circuit for CB**



613

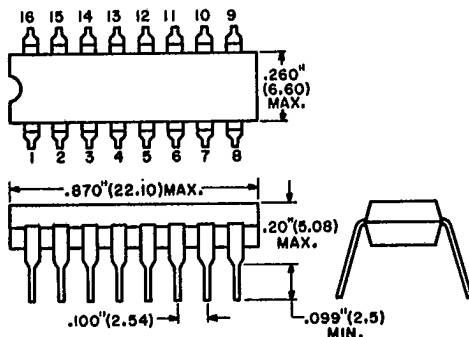
ECG1262

# ECG<sup>®</sup> Semiconductors

## ECG1263 Record/Playback Circuit, VCR

**Features**

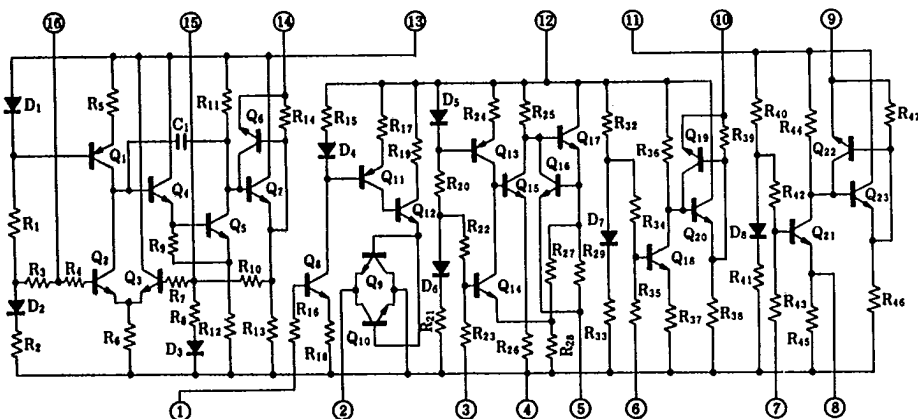
- Recording/playback circuit with minor modifications in peripheral circuitry
- Wide application; capable of mic. mixing and variable sound monitoring
- Wide supply voltage range: 3 to 14 V
- Built-in AGC circuit of wide control range and low distortion
- High density integration, low noise



**Absolute Maximum Ratings (T<sub>A</sub> = +25°C)**

Characteristic	Symbol	Rating	Unit
Supply Voltage	V <sub>CC</sub>	14.4	V
Circuit Voltage	V <sub>1-4</sub>	1	V
	V <sub>6-4, V7-4</sub>	3	V
	V <sub>11-4, V12-4</sub>	14.4	V
	V <sub>13-4</sub>	9	V
Supply Current	I <sub>CC</sub>	38	mA
Power Dissipation (T <sub>A</sub> ≤ 70°C)	P <sub>D</sub>	550	mW
Operating Ambient Temperature	T <sub>OPG</sub>	-20 to +70	°C
Storage Temperature	T <sub>STG</sub>	-40 to +125	°C

**Schematic Diagram**



ECG1263

614



