

Series L5 / Ø 5mm

Colour: warm - white

Sloan Part No.: L5-N55N-FTUV

Electrical and Optical Characteristics (T_A = 25°C)

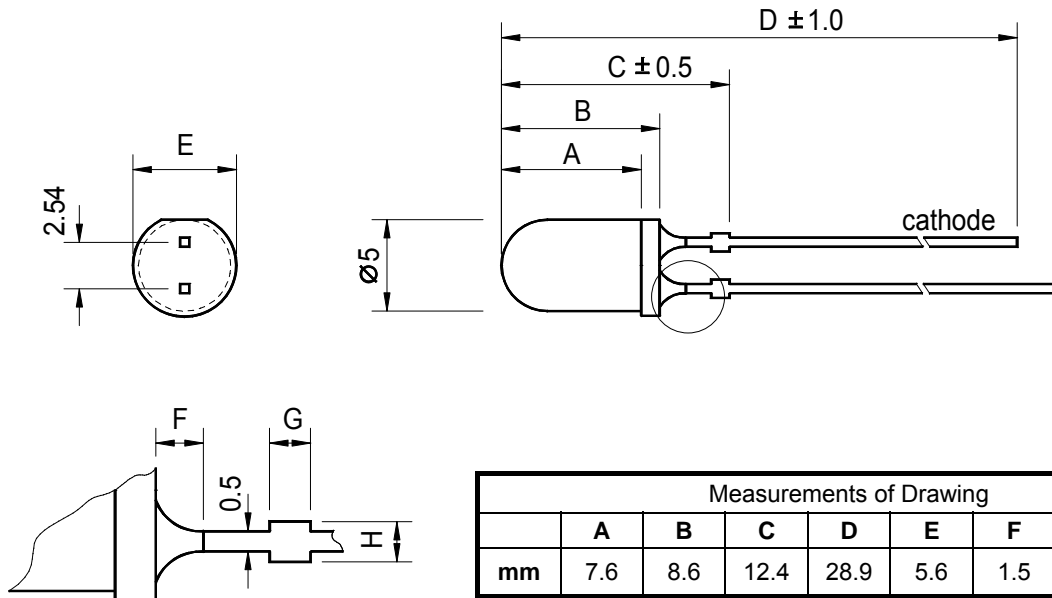
Chip			Lens	Absolute Maximum Ratings				Electro-Optical-Data's at 20mA					Viewing Angle 2 θ ½ (deg)
Emitted Colour	Chromaticity Coordinates	Colour Temperature (°K)		Δλ (nm)	Pd (mW)	I _F (mA)	Peak I _F (mA)	Forward Voltage V _F (V)		Luminous Intensity I _v (mcd)			
			typ.					max.	min.	typ.	max.		
warm white	x=0.41-0.49 y=0.37-0.44	2500-3500	water clear	-	105	30	*100	3.2	3.5	11000	18750	31000	15°

*Peak Forward Current (1/10 Duty Cycle, ≤10ms Pulse Width)

Absolute Maximum Ratings (T_A = 25°C)

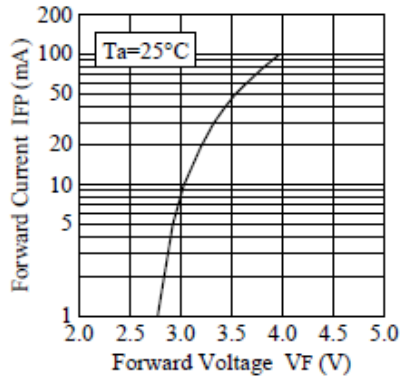
Reverse Voltage	5V
Reverse Current (V _R = 5V)	≤50μA
Operating Temperature Range	- 30°C ~ 85°C
Storage Temperature Range	- 40°C ~ 100°C
Lead Soldering Temperature (3mm below the body)	265°C for 10 seconds

Package Dimensions

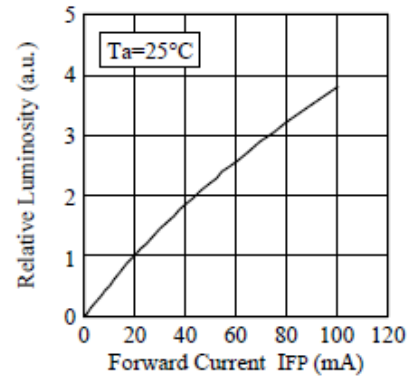


1. All dimensions are in millimetres.
2. Tolerance is ±0.25mm unless otherwise specified.
3. Lead spacing is measured where the leads emerge from the package
4. Specifications are subject to change without notice.

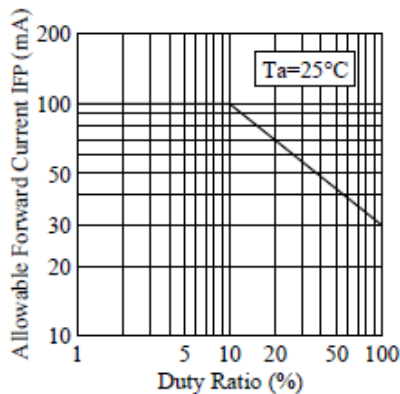
■ Forward Voltage vs. Forward Current



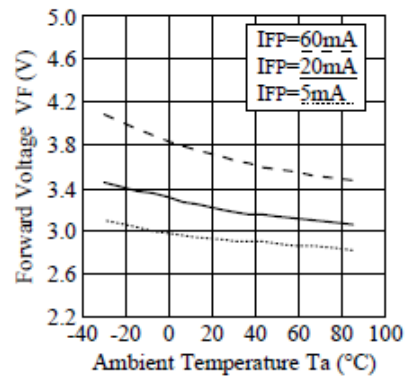
■ Forward Current vs. Relative Luminosity



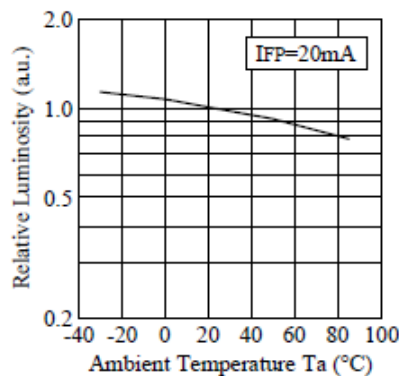
■ Duty Ratio vs. Allowable Forward Current



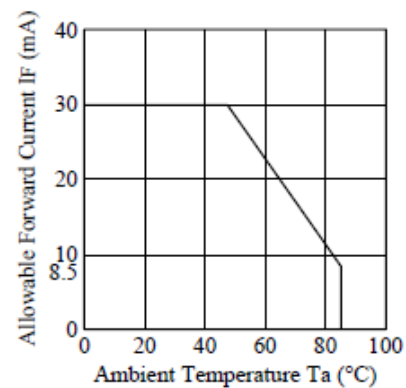
■ Ambient Temperature vs. Forward Voltage



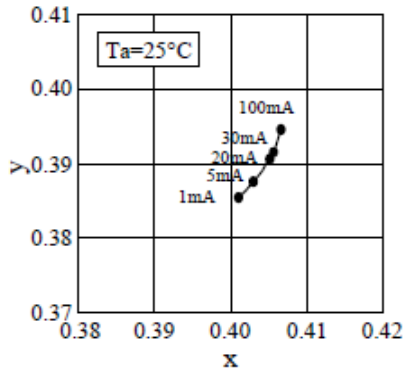
■ Ambient Temperature vs. Relative Luminosity



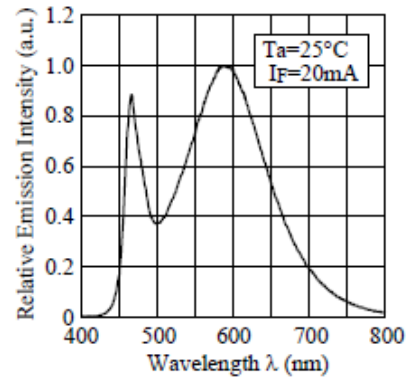
■ Ambient Temperature vs. Allowable Forward Current



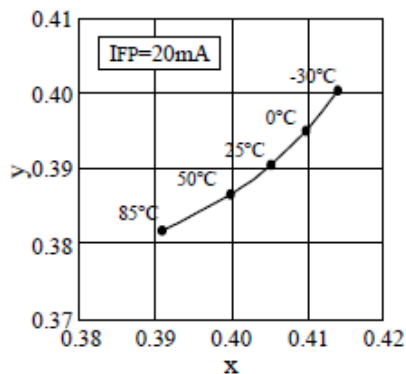
■ Forward Current vs. Chromaticity Coordinate



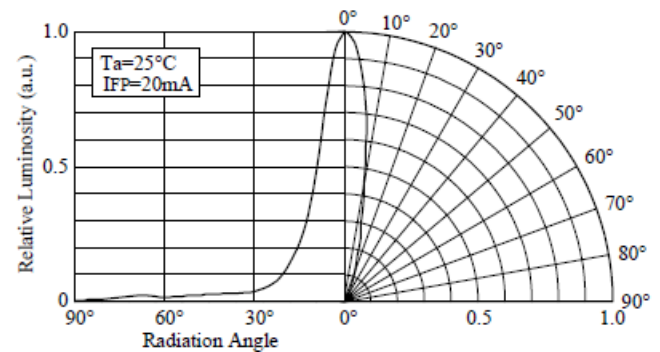
■ Spectrum



■ Ambient Temperature vs. Chromaticity Coordinate



■ Directivity



Soldering:

	Dip Soldering		Hand Soldering
Pre-Heat	120°C Max.	Temperature	350°C Max.
Pre-Heat Time	60 seconds Max.	Soldering Time	3 seconds Max.
Solder Bath Temperature	260°C Max.	Position	No closer than 3 mm from the base of the epoxy bulb.
Dipping Time	10 seconds Max.		
Dipping Position	No lower than 3 mm from the base of the epoxy bulb.		