
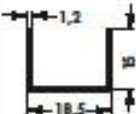
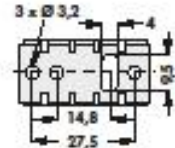


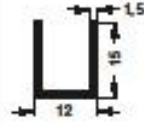
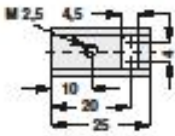
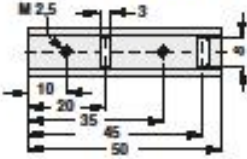


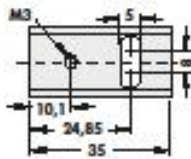


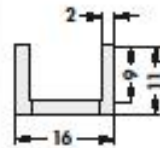
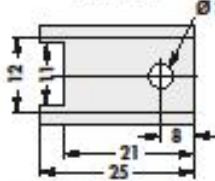
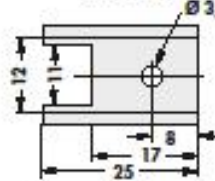


U-Strangkühlkörper

A

			
Art. Nr.	R_{th} [K/W]	◆	
ICK 35 SA	15	TO 220	
			
Art. Nr.	R_{th} [K/W]	◆	
SK 12 SA 32	30	1xSOT 32	
SK 12 SA 2 x 32	15	2xSOT 32	
			
Art. Nr.	R_{th} [K/W]	◆	
SK 13 35 SA 220	17	TO 220	
SK 13 35 SA 220 3,2	17	TO 220	
SK 13 35 SA 220 3,5	17	TO 220	
			
Art. Nr.	R_{th} [K/W]	◆	
SK 431 1	18	TO 220	
SK 431 2	18	TO 220	
SK 431 3	18	TO 220	
Oberfläche:	schwarz eloxiert		

B

C

D

E

F

G

H

I

K

L

M

Profile für Leiterkartenbauteile
Kühlkörper-Profilübersicht
Leiterplattenkühler
Lochbilder

→ A 91
→ A 13 - 17
→ A 89 - 91
→ A 21

Profile für Leiterplattenmontage
Strangkühlkörper
Transistorhaltefedern
Technische Erläuterungen

→ A 89 - 112
→ A 22 - 83
→ A 115 - 117
→ A 2 - 8

A 124

N