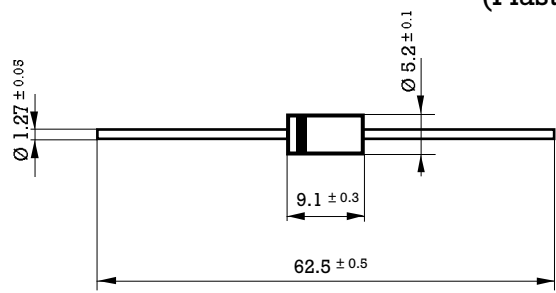



### 3 Amp. Very Fast Soft Recovery Glass Passivated Avalanche Diode

<p>Dimensions in mm.</p> <p style="text-align: right;">DO-201AD (Plastic)</p>  <p><b>Mounting instructions</b></p> <ol style="list-style-type: none"> <li>1. Min. distance from body to soldering point, 4 mm.</li> <li>2. Max. solder temperature, 350 °C.</li> <li>3. Max. soldering time, 3.5 sec.</li> <li>4. Do not bend lead at a point closer than 3 mm. to the body.</li> </ol>	<p><b>Voltage</b> 200 to 1000 V.</p> <p><b>Current</b> 3 A at 55 °C.</p> 
<ul style="list-style-type: none"> <li>• Glass Passivated Junction</li> <li>• High current capability</li> <li>• The plastic material carries U/L recognition 94 V-0</li> <li>• Terminals: Axial Leads</li> <li>• Polarity: Color band denotes cathode</li> </ul>	

#### Maximum Ratings, according to IEC publication No. 134

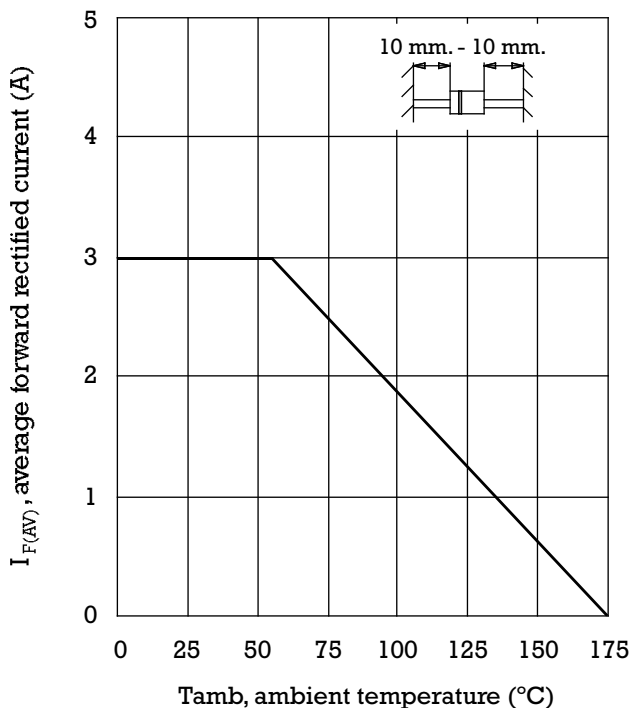
		BYM36A	BYM36B	BYM36C	BYM36D	BYM36E
$V_{RRM}$	Peak Recurrent reverse voltage (V)	200	400	600	800	1000
$V_{RMS}$	Maximum RMS voltage	140	280	420	560	700
$V_{DC}$	Maximum DC blocking voltage	200	400	600	800	1000
$I_{F(AV)}$	Forward current at $T_{amb} = 55\text{ °C}$ (A)	3	3	3	2.9	2.9
$I_{FRM}$	Recurrent peak forward current	37 A				
$I_{FSM}$	10 ms. peak forward surge current	65 A				
$t_{rr}$	Max. reverse recovery time from $I_F = 0.5\text{ A}$ ; $I_R = 1\text{ A}$ ; $I_{RR} = 0.25\text{ A}$	100 ns			150 ns	
$V_{BR}$	Avalanche breakdown voltage at $100\text{ }\mu\text{A}$ (V)	>300	>500	>700	>900	>1100
$T_j$	Operating temperature range	- 65 to + 175 °C				
$T_{stg}$	Storage temperature range	- 65 to + 175 °C				
$E_{RSM}$	Maximum non repetitive peak reverse avalanche energy. $I_R = 1\text{ A}$ ; $T_j = 25\text{ °C}$	20 mJ				

#### Electrical Characteristics at $T_{amb} = 25\text{ °C}$

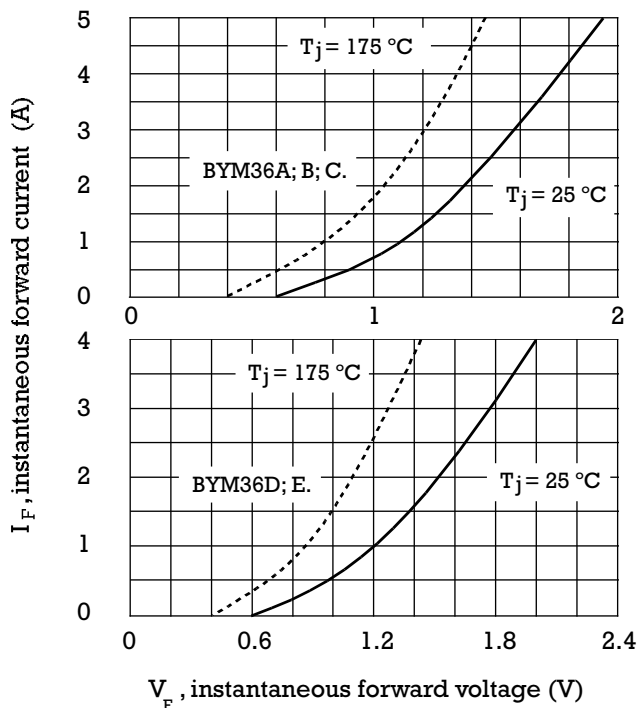
$V_F$	Max. forward voltage drop at $I_F = 3\text{ A}$	at 25 °C 1.6 V	at 175 °C 1.22 V	1.78 V	1.28 V
$I_R$	Max. reverse current at $V_{RRM}$	at 25 °C 5 $\mu\text{A}$		at 165 °C 150 $\mu\text{A}$	
$R_{thj-a}$	Max. thermal resistance (l = 10 mm.)	30 °C/W			

# Rating And Characteristic Curves

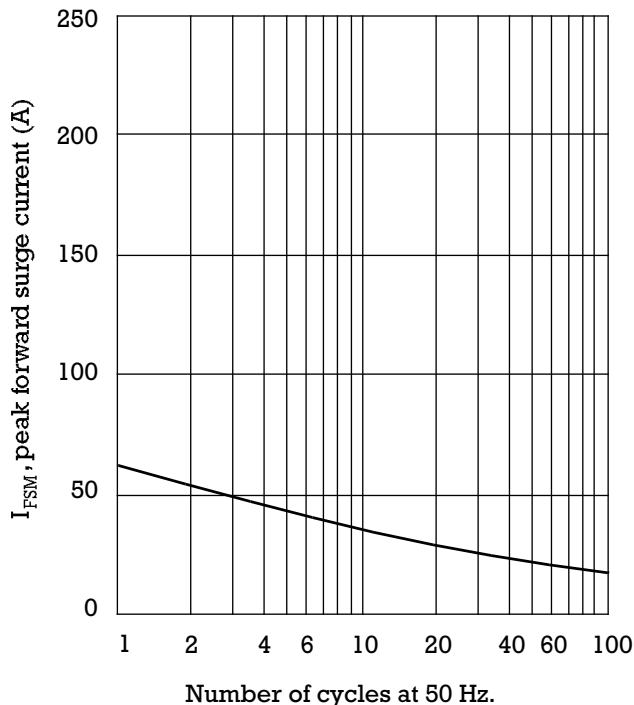
FORWARD CURRENT DERATING CURVE



MAXIMUM FORWARD CHARACTERISTIC



MAXIMUM NON REPETITIVE PEAK FORWARD SURGE CURRENT



TYPICAL JUNCTION CAPACITANCE

