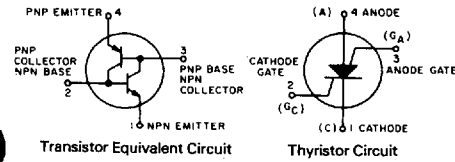
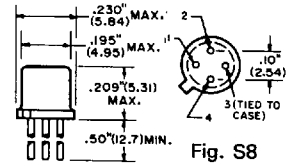


Special Purpose Devices (cont'd)



Silicon Controlled Switch (SCS)

ECG Type		BVCBO Volts	BVEBO Volts	BVCER Volts	HFE Min	IGT Max mA	VGT Max Volts	IT Max mA	IT Pk Max mA	ITSM Max mA	IH Max mA	PD Max mW	Package/Outline No.
ECG239	PNP	-70	-70	-70	0.1	1.0	0.8	50	100	500	1.0	200	TO-72 Fig. S8
	NPN	70	5	70	15	1.0	1.2						



Bilateral Trigger Diodes (DIAC's)

ECG Type	IPulse Amps	VBO (+) Volts	VBO (-) Volts	IBO (+) Max mA	IBO (-) Max mA	ΔVF Volts	ΔVR Volts	PD mW		Package/Outline No.
								DO-7	TO-92	
ECG6407*	2	28 ± 4	28 ± 4	1	1	6	6	250	300	DO-7 Fig. S9 TO-92 Fig. S10
ECG6408*	2	32 ± 4	32 ± 4	1	1	6	6	250	300	
ECG6411	2	40 ± 5	40 ± 5	1	1	6	6	250	--	DO-7 Fig. S9
ECG6412	2	63 ± 7	63 ± 7	1	1	6	6	250	--	

* May be shipped in either case style.

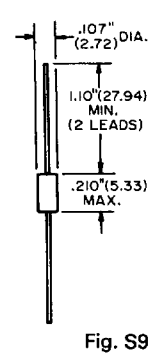
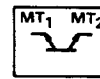


Fig. S9

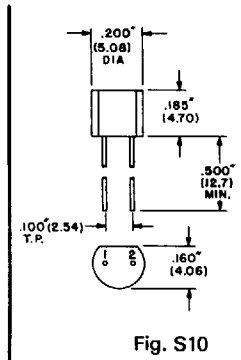
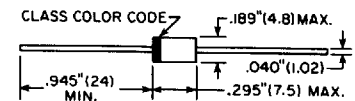


Fig. S10

Bidirectional Diode Thyristors (SYDAC)



ECG Type	Breakover Voltage VBO (Volts)	Holding Current IH (mAmps)	Effective Current ITRMS (Amps)	Surge Current ISurge (Amps)	On Voltage VT (Volts)	Power Diss. PD (mWatts)	Band Color *	Package	
								Case	Fig. No.
ECG6415	45 to 60	50	1	13	1.5 Max	850	Red	DO-201	S16
ECG6416	55 to 65	50	1	13	1.5 Max	850	Gold		
ECG6417	95 to 113	50	1	13	1.5 Max	850	Orange		
ECG6418	104 to 118	50	1	13	1.5 Max	850	Blue		
ECG6419	110 to 125	50	1	13	1.5 Max	850	Green		



* Band Color denotes rated VBO and is not cathode band.

6653928 0009237 639