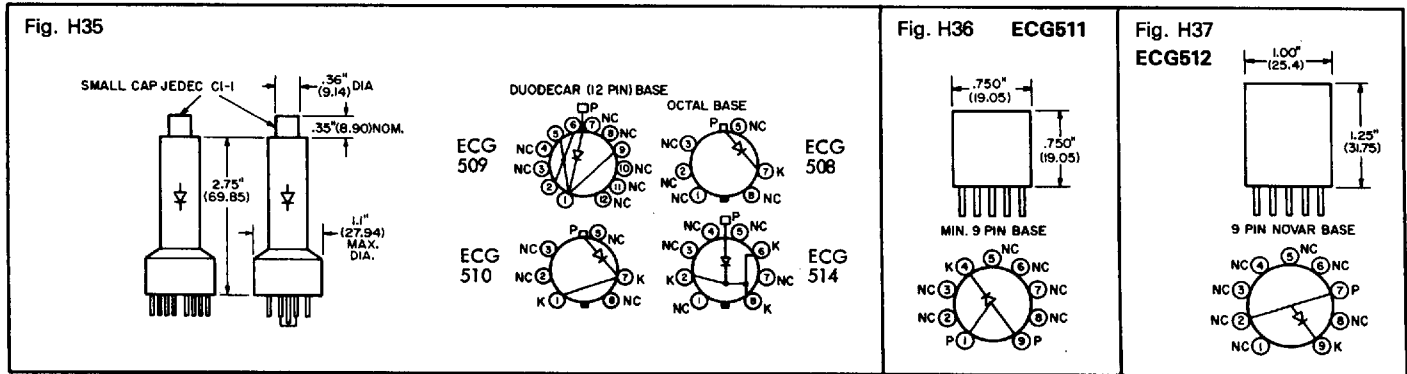
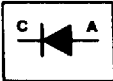


HV Rectifiers (Solid State Replacement for TV)

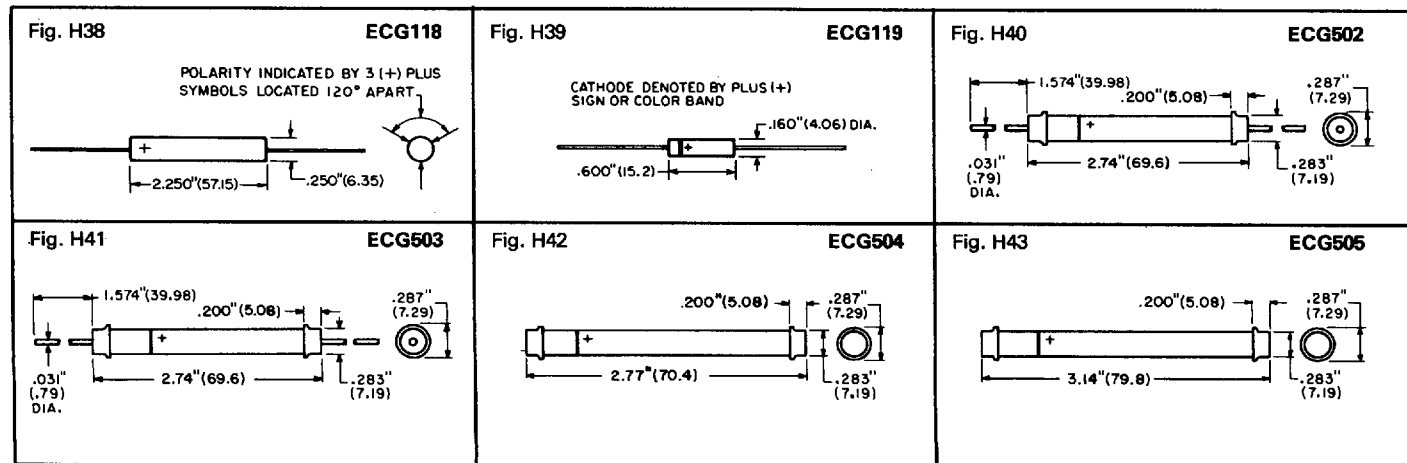
ECG Type	Application Replaces Following Tube Types:	Peak Reverse Volts	Peak Repetitive Forward Current (mA)	Average Forward Current I _F (mA)	Forward Voltage Drop V _F (V)	Fig. No.
ECG508/R-3A2	1AU3, 1B3, 1C3, 1J3, 1K3, 1N2, 2CN3, 3AU3, 3AW2, 3B2, 3B3, 3CN3, 3CU3, 3CV3, 3CZ3	45,000	110	5	50 at 5 mA	H35
ECG509/R-3AT2	3AT2, 3AW2, 3BL2, 3BM2, 3BN2	45,000	110	5	50 at 5 mA	H35
ECG510/R-3DB3	3CY3, 3DB3, 3DJ3	45,000	110	5	50 at 5 mA	H35
ECG511/R-2AV2	1AU2, 1V2, 2AV2	9,000	100	5	20 at 5 mA	H36
ECG512/R-6DW4	6BA3, 6BH3, 6BS3, 6CH3, 6CJ3, 6CK3, 6CL3, 6CM3, 6DW4	6,000	1300	250	10 at 350 mA	H37
ECG514/R-3DS3	3DR3, 3DS3	45,000	110	5	50 at 5 mA	H35



HV Rectifiers (Selenium)



ECG Type	Description and Application	Limit Conditions				Operating Conditions		Fig. No.
		PRV No-Load	Peak Input Pulse Volts	DC Output Volts	Peak Input Pulse Volts	Forward Current 50°C Max I _F (mA)	Forward Voltage Drop V _F (VDC)	
ECG118	TV HV Focus Rect	7,500	9,000	6,500	7,800	0.5	130 at 0.5 mA	H38
ECG119	TV HV Boost Rect	560	827	--	550	2.2	12 at 2.5 mA	H39
ECG502	TV HV Rect	12,400	14,500	11,000	13,200	0.5	220 at 2.5 mA	H40
ECG503	TV HV Rect	14,400	17,300	13,000	15,600	0.5	260 at 2.5 mA	H41
ECG504	TV HV Rect	19,500	23,400	18,000	21,600	0.5	360 at 3 mA	H42
ECG505	TV HV Rect	21,400	25,400	20,000	24,000	0.5	400 at 3 mA	H43



6653928 0009207 9T1

HV Rectifiers (Silicon)

ECG Type	Application	Peak Reverse Volts	Peak Repetitive Forward Current (mA)	Average Forward Current I_F (mA)	Forward Voltage Drop V_F	Fig. No.
ECG513	DISCONTINUED	45,000	200	5	75 V at 50 mA	H44
ECG518	TV HV Rect	10,000	---	5	20 V at 5 mA	H45
ECG527A	TV HV Rect	35,000	100	2.2	60 V at 10 mA	H47

