

Industrial Rectifiers

Note: Standard polarity is cathode to case.
* Indicates polarity is anode to case.



Peak Reverse Voltage (PRV Volts)	I _o Average Rectified Forward Current (Amps)															
	3 A		6 A		6 A/22 A		12 A		15 A		16 A		20 A		25 A	
50	ECG5800	ECG5830	ECG5850			ECG5870			ECG5940	ECG5892	ECG5912					
50		ECG5831*	ECG5851*			ECG5871*			ECG5941*	ECG5893*	ECG5913*					
100	ECG5801				ECG5812											
200	ECG5802	ECG5834	ECG5854			ECG5874			ECG5944	ECG5896	ECG5916					
200		ECG5835*	ECG5855*			ECG5875*			ECG5945*	ECG5897*	ECG5917*					
400	ECG5804	ECG5838	ECG5858	ECG5814		ECG5878			ECG5948	ECG5900	ECG5920	ECG5962				
400		ECG5839*	ECG5859*			ECG5879*			ECG5949*	ECG5901*	ECG5921*	ECG5963*				
600	ECG5806	ECG5842	ECG5862	ECG5815		ECG5882	ECG6013		ECG5952	ECG5904	ECG5924					
600		ECG5843*	ECG5863*			ECG5883*			ECG5953*	ECG5905*	ECG5925*					
800	ECG5808	ECG5846	ECG5866			ECG5886				ECG5908	ECG5928	ECG5966				
800		ECG5847*	ECG5867*			ECG5887*				ECG5909*	ECG5929*	ECG5967*				
1000	ECG5809	ECG5848	ECG5868	ECG5817		ECG5890				ECG5910	ECG5932					
1000		ECG5849*	ECG5869*			ECG5891*				ECG5911*	ECG5933*					
IFM Surge	150 A	40 A	150 A	400 A	250 A	300 A	250 A	300 A	250 A	300 A	400 A	300 A				
T _c at Rated I _o (°C) Max	+105 (TL)	+150	+150	See # Note	+150	+80	+150	+150	+150	+150	+150	+100				
V _F at Rated I _o	.9 V Typ 1.0 V Max	.9 V Typ 1.1 V Max	.9 V Typ 1.1 V Max	.8 V Typ .9 V Max	.9 V Typ 1.1 V Max	1.0 V Typ 1.6 V Max	.9 V Typ 1.1 V Max	.9 V Typ 1.1 V Max	.9 V Typ 1.1 V Max	.9 V Typ 1.1 V Max	.9 V Typ 1.1 V Max	.9 V Typ 1.1 V Max				
Fig. No.	Z18A	Z19		Z26	Z19	Z41B	Z20	Z19		Z27						
Package	Axial	DO-4		Axial	DO-4	TO-220	DO-5	DO-4		Press Fit						

I_o = 6 A with PC Board Mtg., T_A = 60°C, I_o = 22 A, 1/8" Leads, T_L = 60°C

Fast Recovery

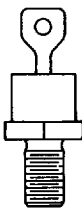

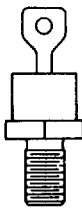
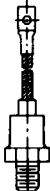


Peak Reverse Voltage (PRV Volts)	I _o (Amps)	
	12 A	40 A
200	ECG5818	ECG6006
200	ECG5819*	ECG6007*
400	ECG5820	ECG6008
400	ECG5821*	ECG6009*
600	ECG5822	ECG6010
600	ECG5823*	ECG6011*
IFM Surge	200 A	350 A
T _c at Rated I _o (°C) Max	+100	+100
V _F at Rated I _o	.9 V Typ 1.1 V Max	1.0 V Typ 1.4 V Max
Fig. No.	Z19	Z20
Package	DO-4	DO-5




Ultra Fast Recovery

Peak Reverse Voltage (PRV Volts)	I _o Average Rectified Forward Current (Amps)		
	8 A		15 A
200	ECG597		ECG599
400			
600		ECG598	
IFM Surge (Per Diode)	100 A	100 A	200 A
T _c @ Rated I _o Max (°C)	+125	+125	+150
Forward Voltage Drop @ Rated I _o , V _F (Volts) (Per Diode)	1.3	1.5	1.0
Reverse Recovery Time (ns)	35	60	35
Fig. No.	Z41A		
Package	TO-220 (2-Pin)		

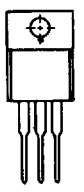
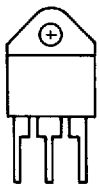
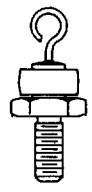
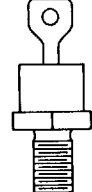
Industrial Rectifiers (cont'd)

Note: Standard polarity is cathode to case.
* Indicates polarity is anode to case.

Peak Reverse Voltage (PRV Volts)	IO, Average Rectified Forward Current (Amps)								
	40 A	50 A	60 A	70 A	85 A	150 A	300 A	450 A	550 A
50	ECG5980		ECG6020	ECG6048					
50	ECG5981*		ECG6021*	ECG6049*					
100	ECG5982		ECG6022	ECG6050					
100	ECG5983*		ECG6023*	ECG6051*					
200	ECG5986		ECG6026	ECG6054	ECG6074				
200	ECG5987*		ECG6027*	ECG6055*	ECG6075*				
300	ECG5988								
300	ECG5989*								
400	ECG5990	ECG5826	ECG6034	ECG6060		ECG6154	ECG6354		
400	ECG5991*	ECG5827*	ECG6035*	ECG6061*		ECG6155*	ECG6355*		
500	ECG5992								
500	ECG5993*								
600	ECG5994		ECG6040	ECG6064	ECG6076	ECG6156	ECG6356		ECG6102
600	ECG5995*		ECG6041*	ECG6065*	ECG6077*	ECG6157*	ECG6357*		ECG6103*
800	ECG5998	ECG5828	ECG6042	ECG6068					
800	ECG5999*	ECG5829*	ECG6043*	ECG6069*					
1000	ECG6002		ECG6044	ECG6072		ECG6158	ECG6358		
1000	ECG6003*		ECG6045*	ECG6073*		ECG6159*	ECG6359*		
1200					ECG6078				ECG6104
1200					ECG6079*				ECG6105*
1400						ECG6162	ECG6362		
1400						ECG6163*	ECG6363*		
1600								ECG6106	
1600								ECG6107*	
IFM Surge	500 A	600 A	700 A	1200 A	1500 A	2100 A	5000 A	8500 A	10,000 A
Tc at Rated IO (°C) Max	+ 150	+ 150	+ 125	+ 125	+ 120	+ 130	+ 130	+ 120	+ 125
VF at Rated IO	1.0 V Typ 1.2 V Max	.9 V Typ 1.0 V Max	1.0 V Typ 1.2 V Max	1.0 V Typ 1.2 V Max	1.0 V Typ 1.1 V Max	1.0 V Typ 1.1 V Max	1.0 V Typ 1.2 V Max	1.1 V Typ 1.45 V Max	1.0 V Typ 1.1 V Max
Fig. No.	Z20	Z28	Z20			Z29	Z30	Z31	
Package	DO-5	Press Fit	DO-5			DO-8	DO-9	SR-75	
									

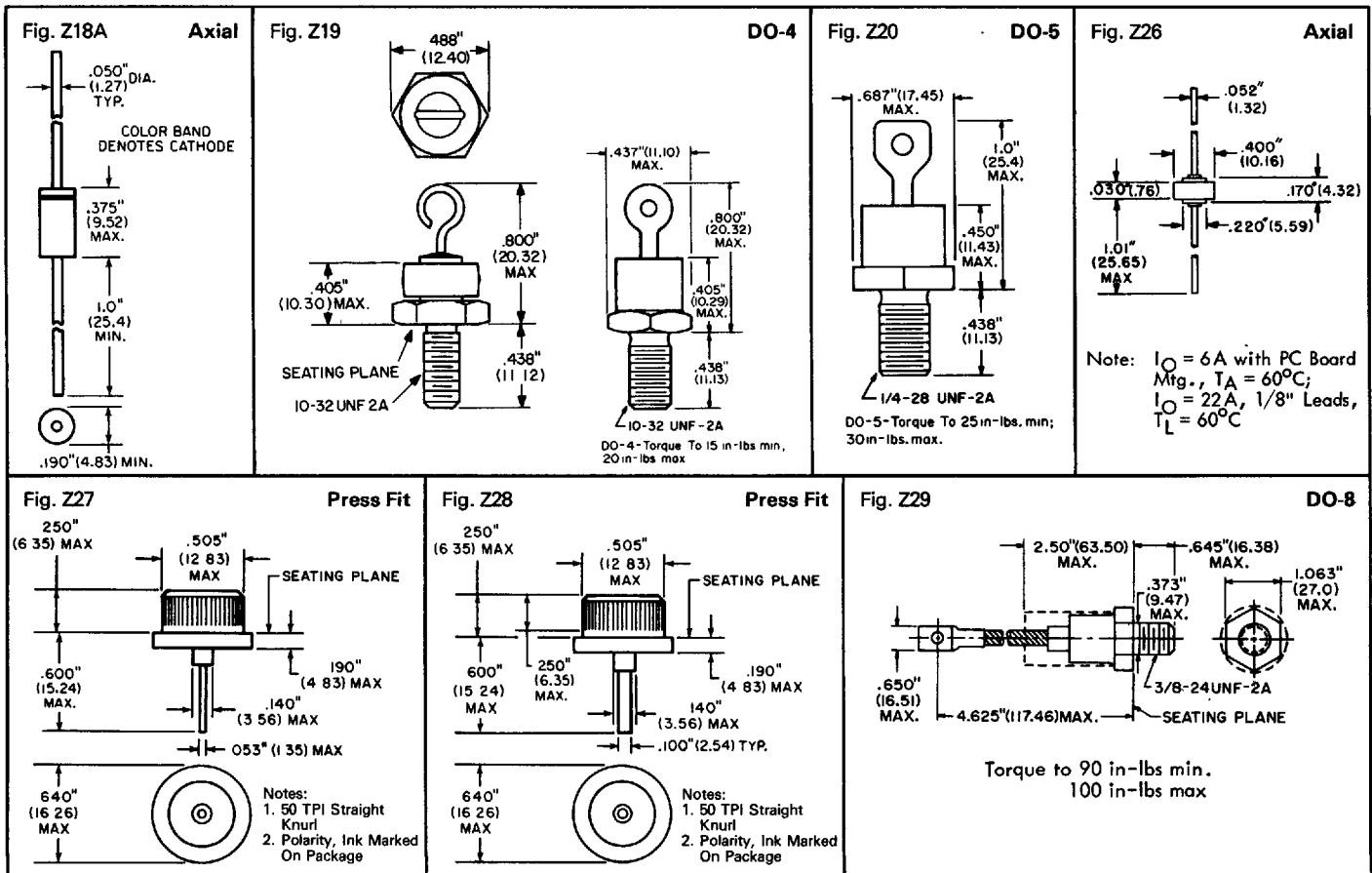
Peak Reverse Voltage (PRV Volts)	IO, Average Rectified Forward Current (Amps)		
	500 A	1200 A	2200 A
600	ECG6110	ECG6113	ECG6116
1200	ECG6112	ECG6115	ECG6118
IFM Surge	6500 A	12,500 A	30,000 A
Tc at Rated IO (°C) Max	+ 110	+ 105	+ 105
VF at Rated IO	1.4 V Typ 1.85 V Max	1.2 V Typ 1.6 V Max	1.1 V Typ 1.45 V Max
Fig. No.	Z32	Z33	Z34
Package	HR-16	HR-23	HR-29
			

Schottky Barrier Rectifiers

Peak Reverse Voltage (PRV Volts)	I _O , Average Rectified Forward Current (Amps)				
	12 A* (6 A/Leg)	30 A* (15 A/Leg)		35 A	60 A
40	ECG6085	---	---	---	---
45	---	ECG6087	ECG6090	ECG6084	ECG6094
I _{FM} Surge (A)	140/Leg	150/Leg	200/Leg	600	800
T _c @ Rated I _O (°C) Max	+120	+130	+105	95	95
Forward Voltage Drop @ Rated I _O , V _F (V)	.65/Leg	.73/Leg	.72/Leg	.60	.65
Fig. No.	Z41B		Z41C	Z19	Z20
Package	TO-220		TO-3P(TO-218)	DO-4	DO-5
Available in Cathode to Case Only					

* Dual Rectifiers

Industrial Rectifier Outlines



Industrial Rectifier Outlines (cont'd)

