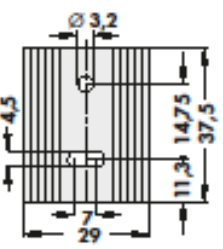
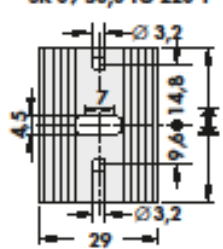
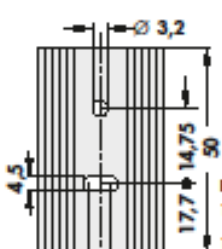
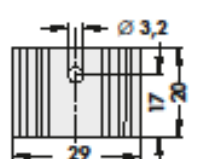
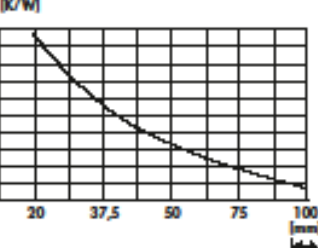


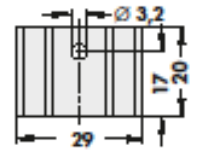
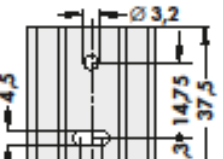
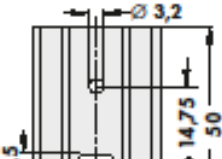

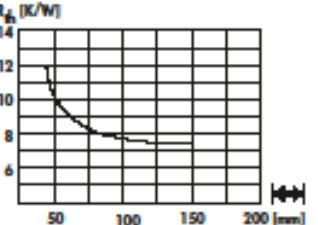


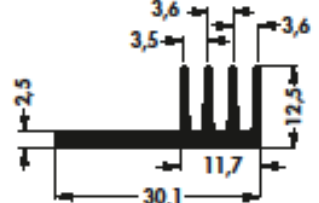
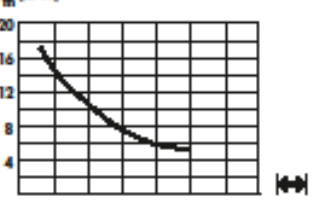

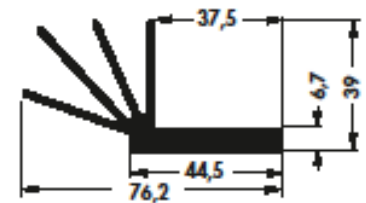
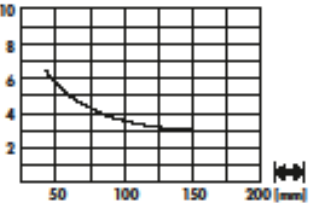



## Standard extruded heatsinks

art. no.	SK 09 37,5 TO 220 	SK 09 37,5 TO 220 1 SK 09 50,0 TO 220 1 	SK 09 50 TO 220 	SK 09 20 TO 220  
SK 09 ...	please indicate: ...  20 37.5 50 1000 mm ...  (optional) K <sub>1</sub> TO 220			
art. no.	SK 145 20 TO 220 	SK 145 37,5 TO 220 	SK 145 50 TO 220 	SK 145 25 TO 220  
SK 145 ...	please indicate: ...  20 25 37.5 50 1000 mm ...  (optional) TO 220			
art. no.	SK 443 ... 			
SK 443 ...	please indicate: ...  37.5 75 100 1000 mm			
art. no.	SK 173 ... 			
SK 173 ...	please indicate: ...  1000 mm			

Hole pattern  
Profiles for PCB components  
Heatsinks for PCB  
Profiles for PCB mounting

→ A 21  
→ A 91  
→ A 89  
→ A 89 - 112

Screw mounted guide rails  
Thermal conductive material  
Heatsink-cooling aggregates  
Technical introduction

→ E 26 - 27  
→ E 2 - 24  
→ D 14  
→ A 2 - 8